

# Ozaukee County

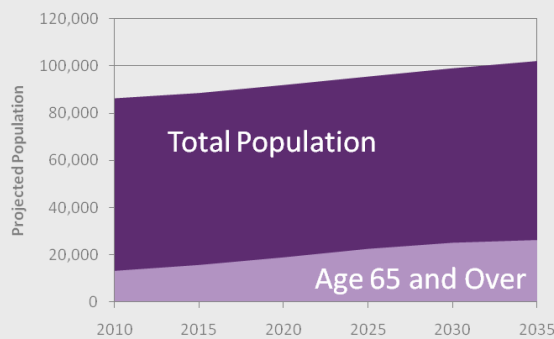


Population: 88,429  
 Number of Households: 34,763  
 Persons per Household: 2.49  
 Median Household Income: \$78,415

Ozaukee County's population is projected to increase about 18% from 2010 to 2035.

In 2010, 15.3% of the county's residents were 65 years of age or older. By 2035, it is estimated that approximately 25.6% of the county's residents will be 65 years of age or older.

## Projected Population Growth in Ozaukee County<sup>1</sup>



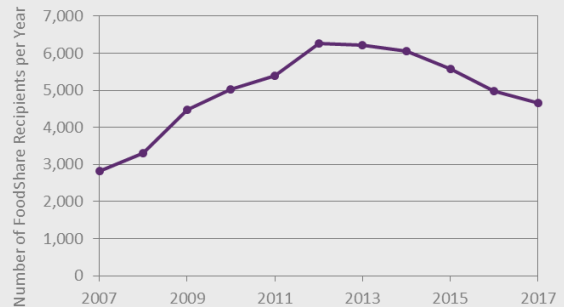
29% of Ozaukee County households have a high housing cost burden and spend more than 30% of their income on housing.<sup>2</sup>



FoodShare participation in Ozaukee County increased over 150% in the last 10 years but has been decreasing since 2013.

In 2017, there were 4,655 FoodShare recipients in Ozaukee County.

## FoodShare Participation in Ozaukee County<sup>3</sup>



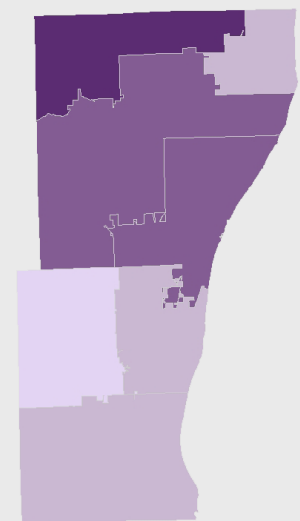
Many students that attend public schools in Ozaukee County receive free or reduced price lunch.

Students from families with an annual household income at or below 185% of the federal poverty line are eligible to receive free or reduced price lunch.

In Ozaukee County, eligibility rates range from 7.3% in the Cedarburg School District to 32.8% in the Random Lake School District in the northern portion of the county.

## Percent of Students Eligible for Free or Reduced Lunch

- Under 10%
- 10 - 20%
- 20 - 30%
- Over 30%



\*Population, Household, and Income Data from US Census Bureau, Ozaukee County QuickFacts (2017)

<sup>1</sup>Southeastern Wisconsin Regional Planning Commission, The Population of Southeastern Wisconsin (April 2013)

<sup>2</sup>Southeastern Wisconsin Regional Planning Commission, A Regional Housing Plan for Southeastern Wisconsin: 2035 (March 2013)

<sup>3</sup>Wisconsin Department of Health Services, FoodShare Unduplicated Recipients Served by Agency by Calendar Year (2007 to 2017)

<sup>4</sup>Wisconsin Department of Public Instruction, October 2017 Enrollment and Participation Report