

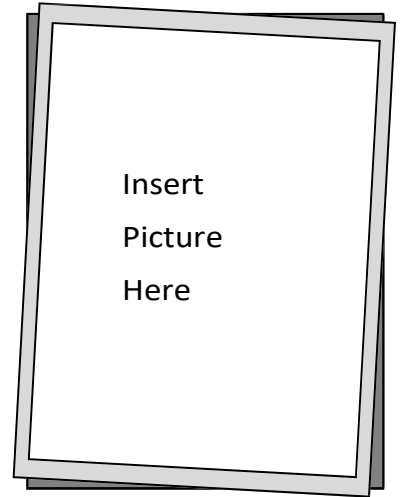


Grades K5-2

Ozaukee County 4-H Cloverbuds

Record Book 20_____

1. Introduction Page
2. Project Summary—Permanent Record
3. 4-H Club Activity Page
4. Cloverbud 4-H Project Record Page



Introduction


Member Name _____ Age _____

Club Name _____


Grade (current year) _____ School Attending _____

Years in 4-H (including this year) _____

Parent Name(s) _____



Draw a Picture about you and 4-H





Cloverbuds



Program Record Book

A 4-H Discovery Program

Name _____

Birthdate _____

Address _____

Parent Name(s) _____

Club _____

County _____

Leaders Name _____

Years in 4-H (including the year) _____

Projects for this year _____

I went to _____ (how many) club meetings. Date(s) _____

Were there any special Cloverbuds meetings? _____

I was on a committee for _____

I like being a Cloverbud because _____



Ozaukee County

4-H Cloverbuds

I worked on Cloverbuds worksheets about _____

Next year I want to learn about _____

In my club, I got to _____

I went to project meetings about _____

A decorative border surrounds the page, featuring several large clovers with the letter 'H' on each leaf and smaller clovers scattered throughout. The border is composed of a grey outer frame and a white inner frame.

Here are some pictures of things I made