



Extension

UNIVERSITY OF WISCONSIN-MADISON
OZAUKEE COUNTY



OZAUKEE COUNTY

4-H

PROGRAM GUIDE

2023-2024

In Wisconsin 4-H we Value:

BELONGING

MASTERY

INDEPENDENCE

GENEROSITY

Being Yourself: Find and share your authentic sparks and interests.

Belonging Together: Recognize, understand, respect, and appreciate each other.

Building Connections: Grow positive relationships with peers and adults.

Discovering Skills: Develop skills through hands-on learning to help you succeed and thrive.

Exploring New Opportunities: Open the door to new experiences, projects, and places; and

Giving Back to Your Community: Make meaningful contributions through community service and leadership.



Index

Welcome Letter.....	3
What is 4-H.....	4
4-H Emblems and Symbols.....	5
What does 4-H Stand for?.....	6
What does the 4-H pledge mean to you?.....	7
4-H Terms.....	8-9
Who's Who in 4-H.....	10-11
Enrolling in 4-H -General Information.....	12
Creating a New 4-H Online Account	13-17
Ozaukee County 4-H Clubs.....	18
4-H Projects.....	19-28
4-H Countywide Activities and Events.....	29-30
Volunteering: How Can You Help?.....	31
4-H State, National, International Opportunities.....	32
Organizational Chart.....	33
Wisconsin 4-H Movement Values.....	34
4-H Thrive Model.....	35
What are Sparks?.....	36

4-H Positive Youth Development Educator

Tania Spofford

Program Support Staff

Claudia Breitengross

Program Support Staff

Mary Whittet

Extension Ozaukee County

121 W Main St / PO Box 994

Port Washington, WI 53074

Phone: 262-284-8288

Fax: 262-284-8100

<https://ozaukee.extension.wisc.edu/4-h-youth-development/>



Extension

UNIVERSITY OF WISCONSIN-MADISON
OZAUKEE COUNTY

September 5, 2023

Dear 4-H Families,

Welcome to the Ozaukee County 4-H Program!

When participating in 4-H, youth grow and develop as individuals, learn life skills, get involved in their communities, and gain leadership experience that will help them throughout their lifetime. Strong youth-adult partnerships provide opportunities for having fun while learning by participating in research-based, practical hands-on experiences through community 4-H clubs, county-wide activities, and 4-H projects.

The purpose of this Program Guide is to provide an overview of the opportunities and resources available to help your family have an incredible experience in 4-H. Continue to stay informed by carefully reading the monthly Ozaukee County *Harbinger 4-H Newsletter*. Your family will be emailed the newsletter each month after you officially enroll and become a 4-H member through Wisconsin 4HOnline. The process of enrolling is described on pages 13-17 of this guide. We encourage you to regularly visit the Ozaukee County UW Extension website at <https://ozaukee.extension.wisc.edu/> and the UW-Madison Division of Extension 4-H website for additional and ongoing information <https://4h.extension.wisc.edu/>.

Your Club Leader has volunteered to take that role, and from time to time, could use your help with various tasks. Please reach out to your leader throughout the year and ask what you can do to support your child's club. Your club will be able to accomplish so much more if parents and guardians share some of the responsibilities with the leader.

Please don't hesitate to call the Ozaukee County UW Extension office at 262-284-8288 if you have questions about the 4-H program or email tania.spofford@wisc.edu.

Best regards,

Tania Spofford
4-H Positive Youth Development Educator
UW-Madison Extension Ozaukee County

What is 4-H?

4-H is a Positive Youth Development Organization that empowers young people to reach their full potential. 4-H is the nation's largest youth development organization – empowering nearly six million young people with the skills to lead for a lifetime.

4-H is a Youth Development Program of the United States Department of Agriculture, National Institute of Food and Agriculture, and delivered by the Cooperative Extension System, a community of the nation's land-grant universities. In Wisconsin the University of Wisconsin-Madison Division of Extension is the land grant university working in partnership with state, federal and county government. 4-H is delivered by a network of land-grant universities and a robust community of 4-H volunteers and professionals.

For more than 100 years, 4-H has welcomed young people of all beliefs and backgrounds, giving young people a voice to express who they are and how they make their lives and communities better.

In 4-H programs, young people complete hands-on projects in areas like health, science, agriculture, and civic engagement in a positive environment where they receive guidance from adult mentors and are encouraged to take on proactive leadership roles. Based on their interests and guided by adult mentors, youth develop their own pathway in 4-H. They select from a broad menu of local 4-H programs. There are hands-on, learn-by-doing, opportunities for everyone.

4-H programs are available for young people ages 8-18. 4-H Cloverbud programs are available for youth ages 5-7.

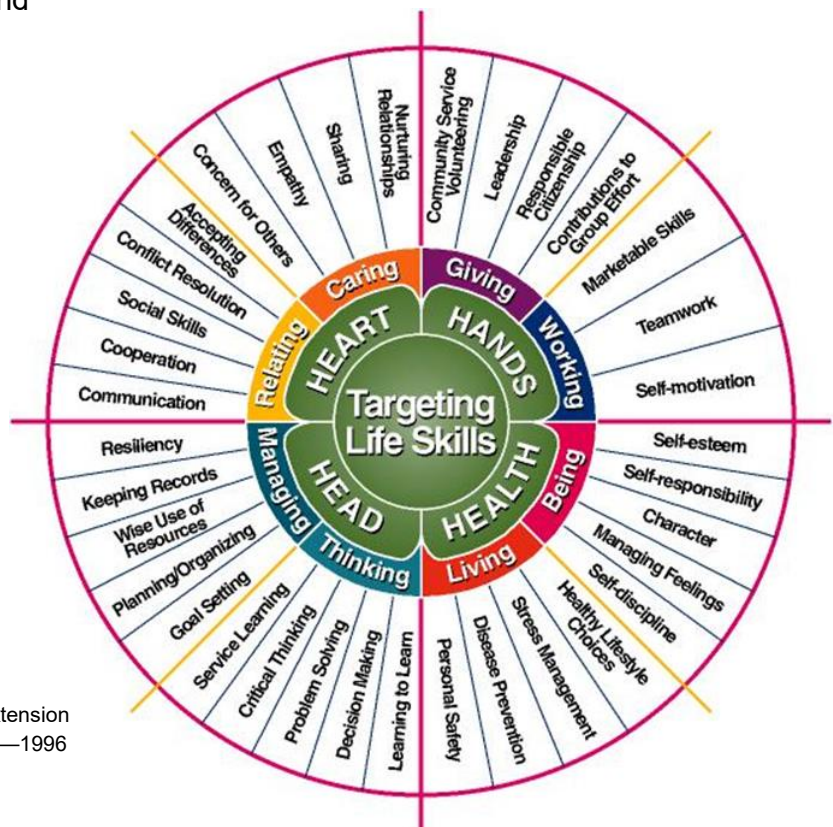
In a safe and enriching environment, 4-H brings youth and adult mentors together to learn life skills through participation in a variety of non-formal educational experiences that support growth and development.

4-H programs are grounded in the belief that young people learn best by doing.

Targeting Life Skills Model

Around the core of “Targeting Life Skills”, you will notice the words Head, Heart, Hands and Health. A direct tie to 4-H, the life skills model embeds our pledge and names life skills developed through 4-H.

Reprinted with Permission
© Iowa State University Extension
Targeting Life Skills Model—1996



4-H Emblem and Symbols

4-H Name and Emblem

The national 4-H emblem is a four-leaf clover with the letter “H” on each leaf, with the public law 18 U. S.C. 707 noted next to the clover’s stem. The 4-H Name and Emblem is protected by Public Law 18 U.S.C. 707 and is a national symbol of Cooperative Extension’s 4-H program supported by the United States Department of Agriculture (USDA). The program is defined as the youth education and outreach component of Cooperative Extension Services (CES) at land-grant institutions.



The Four H’s

The four H’s stand for Head, Heart, Hands, and Health. The meaning of the four H’s is clearly given in the pledge below.

Pledge

4-H members should learn the national 4-H pledge:

I pledge
...My Head to clearer thinking
...My Heart to greater loyalty
...My Hands to larger service, and
...My Health to better living, for my club,
my community, my country, and my world.

The Colors

Green and White are the 4-H colors. The white background of the flag symbolizes purity. The green 4-H emblem is nature’s most common color in the great outdoors, and green is also the color of springtime, life, and youth.

Slogan

“Learning By Doing”

Motto

The national 4-H motto is: “To Make the Best Better.”

The 4-H Movement

Wisconsin 4-H Values, listed on page 34.

Websites

Ozaukee County 4-H: <https://ozaukee.extension.wisc.edu/4-h-youth-development/>

Wisconsin 4-H: <https://4h.extension.wisc.edu/>

National 4-H: <https://4-h.org/>

What does 4-H stand for?

Head, heart, hands, and health represent the 4 H's. Each meeting begins with a recitation of pledges, including the **4-H Pledge**. While the 4-H pledge has a very direct meaning for our 4-H clubs and members, there are additional ways that adults can apply the pledge before, during, and after club meetings and events.

I pledge:

My head to clearer thinking

It's normal for youth to have questions or be unsure about things. Give youth the information to help them plan, organize, make wise decisions, and problem solve. It will encourage your child to think critically and use this knowledge throughout life.

My heart to greater loyalty

Success is awesome. Some failure is inevitable. Both help youth develop strong personal values and a positive self-concept. Encourage and support all youth, especially your own, to have empathy and concern for others. Show your child, by example, how to cooperate and communicate with those around them.

My hands to larger service

When you help your family's club, you model volunteerism, community service, and inclusiveness to your youth. If you don't have the time to be a volunteer, you can help in many equally important ways. If you do want to learn more about volunteering, contact the Extension Office!

My health to better living

In addition to keeping youth physically healthy—body and mind—it is important we provide them the skills to make healthy decisions and to lead healthy lifestyles. You can help create safe spaces to support youth learning and character development.









4-H does not happen without supportive adults serving as positive role models. Stay involved as a family/caregiver as best as you can; it makes the experience much richer for everyone. The more involved our 4-H members are, the more impactful they are upon the world around them.

I pledge my  head to clearer thinking, my  heart to greater loyalty, my  hands to larger service, and my  health to better living, for my club, my community, my country and my world.

What does the 4-H pledge mean to you?

I pledge my  head to clearer thinking, my  heart to greater loyalty, my  hands to larger service, and my  health to better living, for my club, my community, my country and my world.

For each leaf of the clover below, write what each “H” might mean for you!

 I would like to learn. . .	My hobbies. . . 
	
	 18 USC 707
 We can help our community by . . .	Just for fun we could. . . 

4-H Terms

4-H Membership

Youth in kindergarten through 13th grade are eligible to join 4-H. Individuals have an option to extend membership one year beyond high school graduation (13th grade).

4-H Year

The 4-H year in Ozaukee County starts in September and ends August 31.

4-H Fiscal Year

The 4-H fiscal year starts in July 1 through June 30.

4-H Activity

4-H activities are short-term educational and/or social experiences that all Ozaukee County 4-H members may participate in.

Cloverbuds

Youth in kindergarten, first or second grade enroll in the Cloverbuds project. This 4-H project is intended to introduce the members to 4-H. Cloverbuds do not enroll in any other projects but are active members of their 4-H Clubs.

Club Newsletter

Each 4-H Club produces a club newsletter with information specific to their club. Countywide information is contained in the Ozaukee County 4-H Newsletter– *The Harbinger*.

Constitution & Bylaws for Ozaukee County 4-H Clubs & Groups

All 4-H clubs and groups have a set of written rules for the operation. Each member should become familiar with the Club's or Group's Constitution and By-Laws.

Graduation from 4-H

Graduating from 4-H signifies that a member has successfully completed their career as a 4-H youth member. Some 4-H members graduate following high school graduation; however, youth have the option to extend membership one year beyond high school graduation and not to extend beyond the age of 19 as of December 31 of the enrollment year.

The Harbinger- 4-H Newsletter

The monthly Ozaukee County 4-H newsletter is e-mailed to every 4-H family and is available on the web at <https://ozaukee.extension.wisc.edu/4-h-youth-development/harbinger/>. The *Harbinger* provides information about countywide 4-H projects, activities, opportunities, and recognition offered to 4-H members, leaders, and parents. For county, state, national 4-H events, this will be the best source of information.

Member Code of Conduct

Wisconsin 4-H has established a Code of Conduct for all Wisconsin 4-H members. This Code of Conduct sets forth guidelines by which 4-H members should conduct themselves when representing 4-H. Additionally, 4-H identifies rules youth and adults must abide by that are part of enrollment in 4-H Online.



Membership Dues

All members will be assessed club dues for membership and typically are \$5-\$20 per year. Dues support the clubs' 4-H program, accident insurance, and project literature. 4-H clubs, the Leaders Association, and the Ozaukee 4-H Foundation conduct fundraisers to offset program expenses.

Member Record Book

The 4-H Member Record Book is used by some clubs as a way to record all of the members participation in a given year. Each 4-H project and activity youth participating at club, county, state, or national level is entered in the 4-H Record Book. Club Leaders are available to assist with record books. Near the end of the 4-H year, 4-H Record Books are submitted and evaluated according to each club's policy.

Ozaukee County 4-H Facebook

The Ozaukee County WI 4-H Facebook page contains timely announcements and photos of past events. Be sure to "like" us to receive this information. Look for: **Ozaukee County WI. 4-H**

Projects

4-H projects are educational experiences that enrolled 4-H youth participate in. Some examples of projects include Photography, Foods and Nutrition, Geocaching, Archery, and Dogs. 4-H members may add projects until November 1 and may drop projects until February 1 (except livestock projects). There may be project related expenses that vary widely depending on the project selected.

Project Literature

Guides for members and leaders written by National 4-H or University Specialists serve as suggestions for areas of study in 4-H projects. Several projects have informative literature which will be helpful to all 4-H members. We encourage you to use the literature that focuses on your project(s). Club Leaders, Project Leaders and families may access literature from Extension upon request.



Extension
UNIVERSITY OF WISCONSIN-MADISON

Who's Who In 4-H

Club Level

4-H Member

Any youth in grades K5-13 who enrolls with a 4-H club. Members are invited to participate in all club, county, state, national, and international levels of 4-H events and activities.

4-H Youth Club Officer

Youth member that has been voted into the position of President, Vice President, Treasurer, Secretary or other club officer positions. Club officers all do their part to keep the club running smoothly each year.

4-H Activity/Event Volunteer

Provide leadership/organization for an activity or event and/or participate as a member of an activity or event committee. These volunteers are both youth and adults.

4-H Adult Advisor/Chaperone

Work with a team of adult advisors and 4-H Youth Development staff to ensure youth have a safe and positive educational experience

4-H Club Enrollment Coordinator

Provide leadership for members and adult volunteers who are enrolling in the club or group organization

4-H Club Leader

Work with youth and adults to offer a positive youth development experience for young people

Committee Volunteer

Provide leadership for a committee and/or participate as a member of a committee. Create educational experiences for all youth engaged in the program.

Project Leader

The Project Leader descriptions include: Project Leader, Key Leader, and Resource Leader. Each role has similar qualifications and responsibilities, but slightly different roles that impact project success.

- **Project Leader** - An individual who is responsible for running and maintaining the project area. May work with a small group of youth at a club level or may be volunteering at a county level.
- **Key Leader** - An individual who is responsible for the overall coordination of a countywide project.
- **Resource Leader** - An individual who assists youth and families in finding resources for their project areas

County Level

4-H Program Oversight- Ozaukee County

University of Wisconsin-Madison Division of Extension Ozaukee County

Extension Ozaukee County is the community outreach branch of the University of Wisconsin System. 4-H is a Positive Youth Development Program of the University of Wisconsin-Madison Division of Extension. Housed at the Ozaukee County Administration Center located at 121 W Main Street in Port Washington. See Organization chart on page 33.

Ozaukee County 4-H Youth Advisory Council

The Ozaukee County 4-H Youth Advisory Council goals are to receive feedback from the youth and to ensure youth voice is represented in the Ozaukee County 4-H program. Our goal is to meet the needs of the youth. Any active Ozaukee County 4-H youth member is invited to participate.

- Advisors to Ozaukee County 4-H Program Educator
- Basic structure is a one-year commitment, meet three times per year
- Brainstorm projects and solutions as a group.
- Whatever the group decides on for a project or solution, the youth members will be involved in all aspects from start to finish.
- Advisors for specific projects within the 4-H program
- Research needs within the program/community

Ozaukee County 4-H Leaders Association

Ozaukee County 4-H Leaders Association members are leaders within in the Ozaukee County 4-H program. Association members serve on committees, plan, and attend activities, fundraisers, and outreach events sponsored by Ozaukee County 4-H Leaders association. Members advocate the value of 4-H Youth Development Programs in the County.

Ozaukee County 4-H Leaders Association Board

Ozaukee County 4-H Leaders Association Board members oversee the planning of activities, fundraising and outreach for the association. The Board supports volunteer development and education financially and provides promotion of these opportunities. All members advocate the value of 4-H Youth Development Programs in the County.

Project Leaders

The Project Leader at the county level offer a project experience to youth throughout the county. Descriptions include Project Leader, Key Leader, and Resource Leader. Each role has similar qualifications and responsibilities, but slightly different roles that impact project success. Ozaukee County-wide projects can be found on our county's 4-H website <https://ozaukee.extension.wisc.edu/4-h-youth-development/countywideprojects/>

Enrolling in 4-H

Youth - General information:

Youth must be affiliated with a club to sign up for a project. A list of Ozaukee County clubs is located on page 18 or: <https://ozaukee.extension.wisc.edu/4-h-youth-development/clubs/>

Grade level is determined by grade in school at time of 4-H enrollment. Youth who are home-schooled should use declared grade. If a youth drops out of school, they will be considered as if they had stayed in school and would complete their 4-H membership at the same time their grade cohort would complete their membership.

For the safety of all Ozaukee County 4-H members, youth must be enrolled in the project to participate in (physically engage or take part in) project functions. This excludes spectators.

All members will be assessed club dues for membership which are typically \$5-20 per year. Dues support the club 4-H program, accident insurance, and project literature.

The Wisconsin 4-H Member Code of Conduct should be reviewed when registering online to become a 4-H member or adult volunteer.

Ozaukee County 4-H offers a variety projects and activities. Please be aware that there are three levels of support for these projects: Countywide, Club Level, and Independent. Consult your Club Leader to determine the level of support for your project interest.

Ozaukee County 4-H Members and volunteers enroll using a web-based 4H Online computer program at v2.4honline.com

4H Online is easy to use and gives families the opportunity to update their personal information, look up projects they are enrolled in, read the newsletter, receive email announcements about 4-H activities and more.

Enroll through 4H Online

4-H Online is easy to use! 4-H Online version 2.0 is mobile friendly with an intuitive and responsive design! Members reenroll on a yearly basis to select their projects, keep contact information up to date and update consents of being a member.

Instructions can be found in the [4-H Family Enrollment Guide](#) for both youth and adult re-enrollments. Please USE this reference guide for step-by-step instructions! Additional Resources: [4HOnline 2.0 for Families](#) link. The following pages describe the enrollment process step by step.

Creating a New 4-H Online Account

1. Go to <http://wi.4honline.com>
2. Click “Don’t have an account?” if you have never enrolled in 4-H before using 4-H Online.

Note: if you had an account in 4-H Online before, start at logging in to an Existing 4-H Online Account.

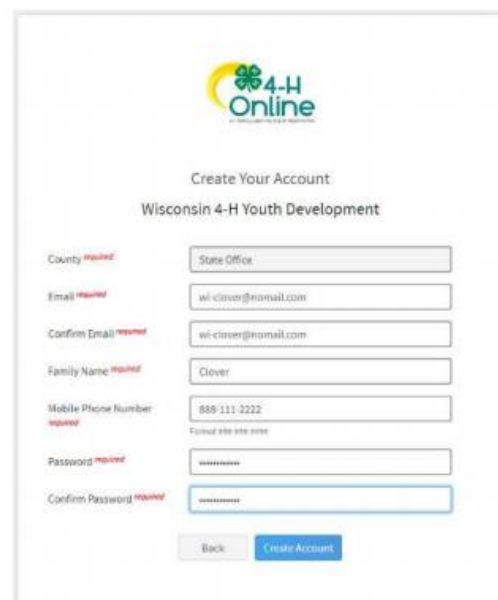
The image shows the 4-H Online login page. At the top is the 4-H Online logo. Below it are two input fields: "Email" and "Password". Under these fields is a blue "Sign in" button. At the bottom of the page, there are two links: "Don't have an account?" and "Reset password?".The image shows the "Create Your Account" page on the 4-H Online website. It features the 4-H Online logo at the top. Below the logo, the text "Create Your Account" is displayed. There is a dropdown menu labeled "Select Your State required" with "Wisconsin" selected. Below this is a button labeled "Select an Institution". Underneath the button, a list of institutions is shown, with "Wisconsin 4-H Youth Development" selected.

3. Select Wisconsin from the drop-down menu and then select Wisconsin 4-H Youth Development.

4. Choose your County from the drop-down menu.

The image shows the "Create Your Account" page on the 4-H Online website, specifically for Wisconsin 4-H Youth Development. It features the 4-H Online logo at the top. Below the logo, the text "Create Your Account" and "Wisconsin 4-H Youth Development" are displayed. There is a dropdown menu labeled "Select County required". Below this menu are two buttons: "Back" and "Continue".

5. Complete your Family's Information.

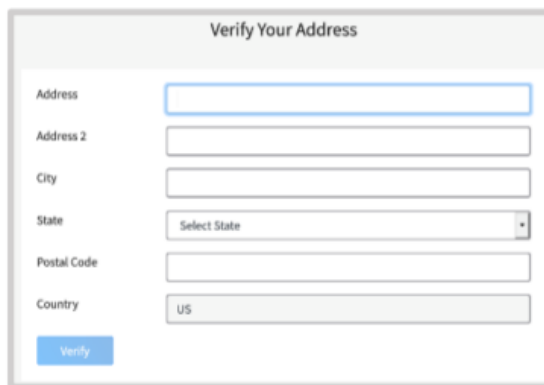
The image shows the "Create Your Account" page on the 4-H Online website, specifically for Wisconsin 4-H Youth Development. It features the 4-H Online logo at the top. Below the logo, the text "Create Your Account" and "Wisconsin 4-H Youth Development" are displayed. There are several input fields: "County required" (with "State Office" selected), "Email required" (with "wi-clover@nmail.com" entered), "Confirm Email required" (with "wi-clover@nmail.com" entered), "Family Name required" (with "Clover" entered), "Mobile Phone Number required" (with "888-111-2222" entered), "Password required" (with "*****" entered), and "Confirm Password required" (with "*****" entered). Below these fields are two buttons: "Back" and "Create Account".

6. Click the Create Account Button.

7. Enter your family's address information.

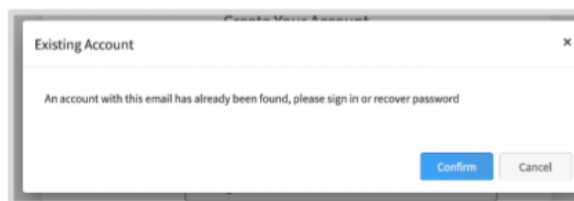
8. Click the Verify button.

Note: The verification process may require you to select an appropriate USPS format.

A form titled "Verify Your Address" with input fields for Address, Address 2, City, State (a dropdown menu showing "Select State"), Postal Code, and Country (a dropdown menu showing "US"). A blue "Verify" button is at the bottom left.

If you create a new account and an existing account is found, click the confirm button and continue logging in with an existing 4-H Online account.

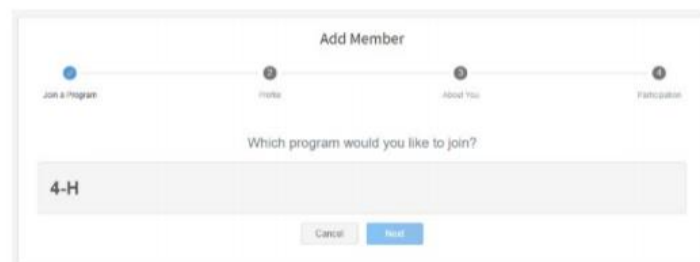
If you have forgotten your password, click "reset Password?" to receive an email with a link to set a new password.

A dialog box titled "Existing Account" with a close button (X) in the top right. The text inside says "An account with this email has already been found, please sign in or recover password". At the bottom right are "Confirm" and "Cancel" buttons.

Adding a New Member to the Family

1. Click on 4-H.

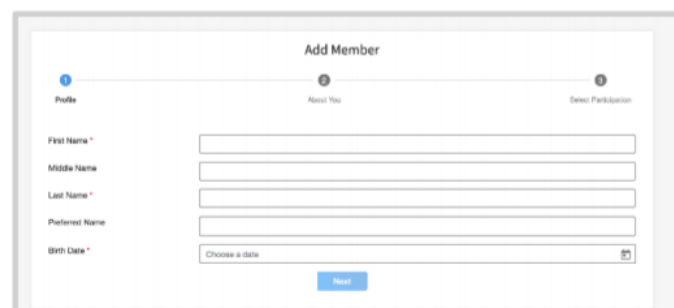
2. Click the Next button.

A form titled "Add Member" with a progress bar at the top showing four steps: "Join a Program", "Profile", "About You", and "Participation". The first step is active. The main question is "Which program would you like to join?". Below it is a list with "4-H" selected. At the bottom are "Cancel" and "Next" buttons.

3. Enter the member's information.

4. Click the Next button.

Note: Fields marked with a red *required* are required fields and must be completed.

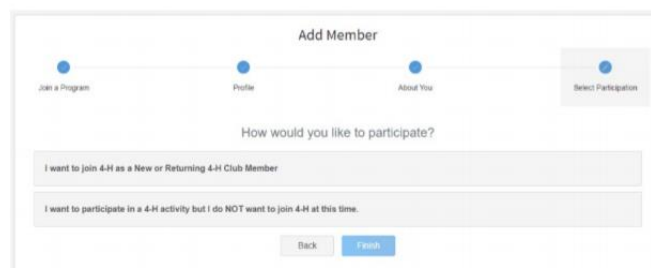
A form titled "Add Member" with a progress bar showing three steps: "Join a Program", "Profile", and "About You". The second step is active. The form has input fields for "First Name *", "Middle Name", "Last Name *", "Preferred Name", and "Birth Date *" (with a date picker icon). A blue "Next" button is at the bottom right.

5. Complete the "About You", "Demographics", and "Emergency Contact" sections with the requested information.

6. Click the Next button

7. Select your method of participation

8. Click the Finish Button.

A form titled "Add Member" with a progress bar showing four steps: "Join a Program", "Profile", "About You", and "Select Participation". The fourth step is active. The question is "How would you like to participate?". There are two radio button options: "I want to join 4-H as a New or Returning 4-H Club Member" and "I want to participate in a 4-H activity but I do NOT want to join 4-H at this time.". At the bottom are "Back" and "Finish" buttons.

If you have selected that you will be participating as a New or Returning 4-H Club Member, continue to Youth Enrollment.

If you are participating as and Adult Volunteer, continue to the Adult Volunteer Enrollment.

If you have selected that you will be participating, but not as a Club Member or Volunteer, your record is complete. You may register for events that are available to participants.

If you would like to enroll as a Club Member or Volunteer at any time, click “Enroll Now” form the Member Lists and continue to Youth Members Enrollment or Adult Volunteer Enrollment.

Youth Member Enrollment

If you are returning to 4-H, your member record will be listed on the family Member List. Click “Enroll Now” under the Program in which you would like to enroll.

If you are a new member and your name is not yet listed, click “Add Member” and follow the steps for “Adding a New Member to the Family “, then continue to the step 1 below.

1. Select the member’s Grade and click Next.

2. Select to Confirm that you would like to enroll as a Club Member.

3. Click the Select Clubs Button.

4. If you are a Club Officer, select that from the Volunteer Type box.
5. Click Add next to the Club you would like to join.
6. Repeat steps 3-5 to add all of the Clubs in which you would like to participate.

7. If you enrolled in more than one club, be sure the Primary club is marked correctly. If not, click the Change to Primary button to mark a different Club as your Primary club.

8. Click the trash can icon to remove a Club from the list.

9. Once all of your Clubs are added, click Next at the bottom of the screen.

10. Click Select Projects.

11. Select the Club with which you want your project associated.

12. Scroll until you find the Project that you will be enrolling in. Use the Project Filter to search the list.

13. click the Add button next to the project you want to add to the member's enrollment.

14. If you are a youth leader in the project, select that from the Youth Volunteer Type dropdown box.

15. Click the Add button

16. Repeat steps 10-15 for each project in which you would like to participate.

Note: Some projects may have Consents that are required in order to participate. You will be prompted to enter the required signatures and accept the Consents aft you click "Add".

17. Click the trash can icon to remove any projects.

18. Click the Next button once all the member's projects have been added.

19. Click “Show Questions.”

20. Complete the enrollment questions. Some of the questions will be completed for you based on what you entered when you created your record.

Note any Questions with a red *required* are required.

21. Click the Next button on the bottom of the screen when you are finished.

22. Click “Show Health Form”.

23. During enrollment, you will be asked to complete the basic Health form fields and Consents.

24. Click the Next button at the bottom of the screen when you are done.

25. Click on “Show Consents”.

26. Complete any Consents required.

27. Click the Next button at the bottom of the page when you are finished.

28. Click on Next.

29. Review the enrollment information.

30. Once you have verified that the clubs and projects are listed correctly, click the **Submit** button.

Congratulations, your **youth enrollment** is complete!

You will receive an email to let you know your enrollment has been submitted. You will receive another email when your County Extension office has approved your enrollment.

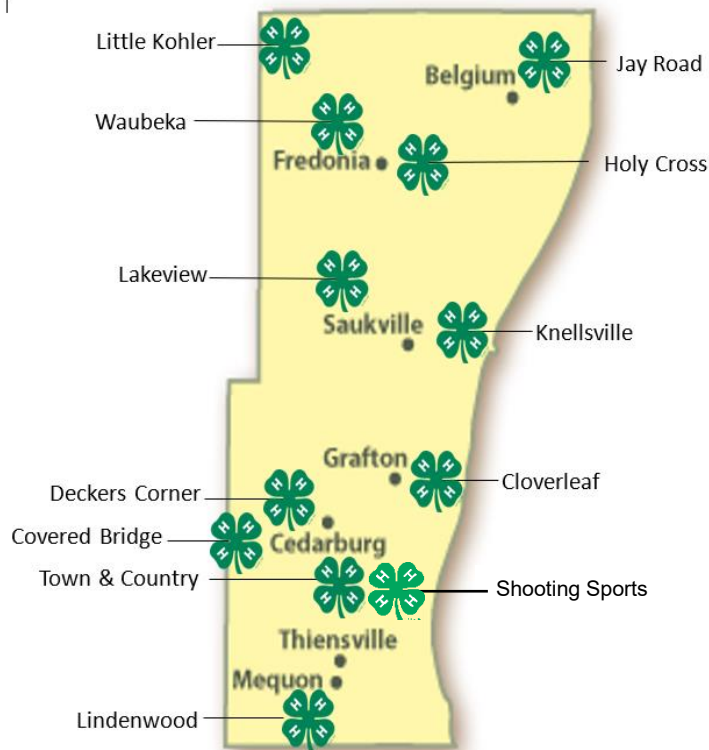
You may view the enrollment status on the Member list.

If you wish to enroll as an **Adult Volunteer**, please scan the QR Code to visit the step-by-step **Adult Volunteer Enrollment** instructions, starting on page 11 of the [Family Enrollment Guide](#) pdf document.



Ozaukee County 4-H Clubs

Although youth can join any 4-H club, most people select a club that is close to home. If you have any questions or need help with the process, please call Extension at 262-284-8288, or contact a Club General Leader, see below.



Name of Club	Meeting Dates & Locations	Contact	Phone/Email
Cloverleaf	Fairgrounds—Pavilion South, Cedarburg 2nd Monday @ 6:00pm	Dorothy Parchim	262-370-4745 rondorpar@yahoo.com
Covered Bridge	Fairgrounds – Pavilion North, Cedarburg 2nd Thursday @ 6:30 pm	Sue Karolczek	262-377-0237 suzyak22@gmail.com
Deckers Corner	Fairgrounds – Pavilion North, Cedarburg 2nd Monday @ 7:00 pm	Jean Wills	262-689-4140 jeanniebean526@yahoo.com
Holy Cross	Divine Savior Parish, Belgium 1st Monday @ 6:45 pm	Linda Szczerbinski	262-483-1422 linda.szczerbinski@cuw.edu
Jay Road	Belgium Legion Hall, Belgium 1st Monday @ 7 pm	Brenda Mueller	920-980-9250 Dmueller84@wi.rr.com
Knellsville	First Congregational Church, Port Washington & Roden Echo Valley Farm, West Bend 2nd Thursday @ 6:30 pm	Becky Assmann	262-689-4606 roden.becky@gmail.com
Lakeview	Saukville Town Hall, Saukville Fourth Monday @ 6:30 pm	Amanda Kurlinski	414-640-3768 kurlinski5@hotmail.com
Lindenwood	Lindenwood School, Mequon First Monday @ 6:30 pm	Carol Boehlke	262-242-4862 boehlkerandc@hotmail.com
Little Kohler	Camp Awana, Fredonia Second Wednesday @ 7:00 pm	Darlene Goehring	920-994-4573 wdgoehring@gmail.com
Shooting Sports	Fairgrounds – TBD.	Wade Liljegren- Archery John Jacque- Air Rifle Eric Hackert- Rifle Mark Larson- Shotgun	262-389-8781 wlliljegren@wi.rr.com 262-365-3188 jacquefive@aol.com 262-707-6732 bikin4fun@yahoo.com 262-376-0298 mark.larson@gebosc.com
Town & Country	Fairgrounds – Pavilion North, Cedarburg Fourth Tuesday @ 7:00 pm	Jodi Rogahn	608-358-2383 jrogahn@gmail.com
Waubeka	Americanism Center, Waubeka Fourth Tuesday @ 6:30 pm	Bob Eichner	262-692-9905 reichner@wi.rr.com

4-H Projects

A 4-H project is an area of interest that you want to learn more about during the year. The project is where learn-by-doing takes place. Within the project, you will find things to learn, to do, to make, and to explore.

Project vs. Exhibit...Many people in 4-H tend to use the words Project and Exhibit interchangeably. However, they are two VERY different things.

A 4-H **project** is an area that you want to learn more about during the year. There are projects on just about any topic you would like to explore, from art to woodworking, from computers to rabbits, from clothing to small engines, from aerospace to horses. If you are interested in learning more about something, there is probably a 4-H project to help you!

An **exhibit** is an item that you have made during your 4-H project learning that you take to the County Fair. You will receive feedback from a judge on your exhibit.

When you are enrolling in 4-H you are enrolling in a club and a project, NOT selecting your fair exhibit.

4-H members in 3rd grade and above must enroll in at least one project each year. Members in kindergarten, first and second grade may only enroll in the Cloverbuds project. Some projects have specific requirements (including grade level) for youth to enroll.

Each 4-H club will attempt to obtain a Project Leader when there are three or more members enrolled in a project. The Project Leader will notify members when and where the project meetings will be held. Most projects will require at least three project meetings or 6 hours of learning content, and often more are held. When there is not a Project Leader, the member will be expected to work individually. As a family, you can use the 4-H project literature to guide your learning.

Project Leaders Needed!

If you have an interest, skill, or hobby you'd like to share, please contact your Club Leader or the Extension Ozaukee County 4-H Educator, Tania Spofford at tania.spofford@wisc.edu or 262-284-8293. 4-H offers volunteer training and a variety of curriculum materials to help you get started.

4-H Projects: Adventures

Learn how to camp safely in all weather conditions; investigate camping equipment and clothing; build a campfire and cook a meal; practice tying knots and first aid; learn to use a map and compass.

Aerospace

The possibilities are endless-build an introductory level rocket, compare birds and airplanes, make a space helmet, build straw and paper rockets, learn to read a map, identify types of aircraft, discover how weather affects flying, build and fly a kite, make a hot-air balloon model, build, exhibit, and launch model rockets, test a paper hang glider, make a flight simulator, demonstrate why rockets fly, organize a kite-flying contest, design and build rockets and box kites, build an altitude tracker, plan a flight route, discover the effects of gravity, and explore life in space and aerospace.

Air Rifle

Learn air rifle safety rules and procedures. Practice shooting in 3 positions, learn the fundamentals of

aiming and trigger squeeze. Demonstrate safe use of the air rifle through practice, talks, demonstrations, competitions, and exhibits. Learn care and cleaning of air rifle equipment. Note: *Leaders must be certified through the State 4-H Shooting Sports program.*

Archery

This project covers the fundamentals of archery safety and marksmanship, understanding and making equipment, and shooting form, shooting with sights and compound bows. Equipment is provided. Note: *Leaders must be certified through the State 4-H Shooting Sports program.*

Art

Youth make meaningful projects while discovering the basics of design and color.

Automotive

Learn the basics of caring for a car, such as how to check the tire pressure, change a flat tire, change the oil, operating the car efficiently, and buying your first vehicle.

Backpacking & Hiking

Youth learn the basic skills for safely hiking and backpacking.

Basketry

Youth will learn the art of basketry and create their own basket.

Beef

Identify various beef breeds; identify parts of a beef animal; halter-break and show a calf; fit and judge beef cattle; recognize and raise a healthy animal; present oral reasons during judging; learn about feed ingredients, behavior and parasites; study how to do nose-print identification; learn beef carcass composition and retail meat cuts; explore selection and judging; learn about careers, health, reproduction, etc.; discover how to market your animal and by-products.

Bees

Learn about all thing's bees! Anatomy, food supplies, pollinators, hive creation, honey, and much more. Learn about and manage a 4-H beehive at Mequon Nature Preserve Apiary. Project open to 4-H youth in Grades 6-13.

Bicycles: Engineering & Technology

Learn the basics of Mountain Biking and the Engineering and Technology involved in the sport. Learn to choose a bike and components that are right for you and practice bike maintenance.

Bowling

Develop skills to enjoy a lifetime sport. Learn the basics of selecting a ball, the approach, balance, arm swing, hand position, shot repeatability, the finish, and learn to keep score.

Cake Decorating

Learn how to choose and use cake decorating tools, make frosting, learn new decorating techniques, and work from a pattern or design your own.

Camping

Youth in grades 3-6 will have the opportunity to participate in a summer camp experience learning outdoor skills and environmental education. Youth in grades 7-8 will experience tent camping during the summer outpost camp, learning basic camping, outdoor cooking, and conservation skills. High

School youth will have the opportunity to participate in a tent camping trip experience, learning basic camping, outdoor cooking, and conservation skills.

Candle Making

Learn about different sources of wax, types of candles, and how to scent candles. Learn about the history of candle making and uses of candles.

Candy Making

Youth will learn the art of candy making and create their own candies.

Canoeing

Experience the great outdoors from the rivers or lakes. Learn the fundamentals of safely canoeing.

Cats

Grooming a cat, breed identification, cat health, fitting and showing, nutrition, breeding, careers, teaching others and animal welfare. All cats must be current with all the appropriate vaccination requirements.

Cavies (Guinea Pig)

Learn about different breeds or how to select a cavy as well as feeding, care, and handling of cavies.

Ceramics

Learn the fundamentals of pouring, glazing, and firing ceramics while creating your own projects.

Child Development

Learn the ages and stages of child development and how to care for younger children.

Clothing

In this project you will learn clothing construction and sewing techniques. As you progress, you will enhance your sewing skills beyond the basics and begin to select construction techniques you would like to learn and projects you would like to make. Youth have an opportunity to model completed garment at Clothing Revue held in June.

Cloverbuds (Grades K5-2)

Discover 4-H through experience in expressive arts, mechanical science, environmental education, personal growth, animal science, and many more. Cloverbuds are restricted from showing animals at 4-H shows including fairs, but may enter non-animal exhibits.

Collections

Youth can develop and/or continue their collection and exhibit them creatively at the fair. This is an independent project and youth will work with their families to collect and display their project.

Communications:

Public Speaking

Learn communication fundamentals and practice the basics of public speaking.

Auctioneering

Learn how to call bids for a live auction while also learning the basic rules and regulations in this field of work according to the WI Department of Safety and Professional Services.

Computer Graphic Design

Graphic design is creating visual and written content using computer software, to communicate ideas that inspire, inform, or captivate consumers. Develop PowerPoint presentations, infographics, posters, brochures and more.

Creative Writing

Youth will explore language and creative expression; stimulate your creativity and self-expression; enrich your joy of book reading.

Crocheting

Discover what to consider when buying yarn, crochet thread, crochet equipment. Learn crocheting, finishing techniques, and how to care for crochet items.

Crops

Youth will learn about variety selection, germination and planting; learn about nutrients, harvesting and storage; explore uses and marketing strategies; compare production costs; establish and manage a forage crop; scout fields for pests, diseases and nutrition shortages; take an accurate forage sample; study growing techniques; explore types of grasses, including wheat, oats and barley.

Dairy

Learn how to select, feed, manage, breed, fit, show, evaluate, and market a dairy animal. Activities include identifying dairy breeds, keeping a cow healthy and safe, exploring the needs of dairy animals, and learning about dairy organizations.

Dance

Dance can take on a variety of forms such as hip hop, ballet, square dancing, and ballroom dancing. Youth can select the style they prefer and learn more about it.

Dogs

Learn how to train and show your dog. Activities include Obedience, Showmanship, Rally, and Agility. Project members must attend County 4-H Dog Obedience classes with their dog to be able to represent 4-H at the Ozaukee County Fair. Dogs must be at least 6 months of age to show. All dogs must be current with all of the appropriate vaccination requirements.

Downhill Skiing

Learn about skiing safely and responsibly. Explore different types of alpine skis and other ski equipment. Learn the basic progression and how to use different types of lifts. Use the international trail-marking system to select appropriate runs. Youth may rent ski equipment to participate if they do not have their own.

Drawing & Painting

Youth will learn to draw with pencil, chalk, crayon, etc.; learn to blend and shade; make surface rubbings; paint with watercolor, oil and acrylics; mix colors; mat and frame your artwork.

Electricity

You will learn how to understand the use of electricity; identify electrical materials; wire a simple circuit; build a compass, flashlight, switch and electric motor; work with electrical equipment; learn to read circuit diagrams; build a circuit and measure voltages; communicate in Morse code; develop a basic electrical tool and supply kit; understand the symbols on wires and cables; locate your home

wiring system; identify electrical and electronic parts and devices; learn how to solder and prepare parts for assembly; assemble a circuit using a transistor.

Exploring

Youth in grades 3-4 can explore a sampling of the activities and projects offered through the 4-H program.

Fiber Arts

Fiber art is a style of fine art which uses textiles such as fabric, yarn. Both natural and synthetic fibers can be used. The materials and technique involved in creating the artwork are part of its significance. Fiber art communicates a message, emotion or meaning, that is beyond the literal meaning of the materials.

Fishing

Youth will learn to identify types of tackle; organize a tackle box; identify different types of bait and fish in your area; learn to take proper care of your catch; find fishing information on the internet; cast a spinning rod and reel; learn to tie fishing knots; select a recipe/cook a fish; collect/analyze aquatic life; learn to reassemble a fishing reel; make artificial flies and lures; investigate fishing careers.

Flowers

Learn how to identify flower parts and their functions; plant flowers and make flower arrangements; give a presentation on flowers; prepare a flower exhibit; learn about plant needs and soil testing; select and start new plants and grow transplants; examine plants for insects and diseases; judge a flower exhibit; design a plant experiment; make a landscape plan; write instructions on how to force bulbs; compare different fertilizers: organic and chemical.

Flying Drones/UAV and UAS

This project explores unmanned aerial vehicles and aerial systems, flight dynamics, forces of flight, remote sensors, careers using drones, and more!

Food Preservation

This project focuses on making jam, freezing, canning, pickling, and drying foods. Learn how to preserve food safely and about proper storage requirements.

Foods & Nutrition

Learn about what you eat and ways to prepare different foods. You can learn how to modify recipes for healthy living, make your own recipes, plan meals and menus. Learn to make basic foods. Learn to evaluate nutrition information and fad diets. Develop your own exercise program.

Forestry

Learn to identify and care for trees.

Geocaching

Learn about the fundamentals, equipment, guidelines, and rules of geocaching. Explore outdoors looking for geocaches and maybe even build your own geocaches.

Health

Discover what makes your body tick and how to maintain optimum health.

History & Heritage

Take a step in the past and learn about the history and heritage of a family, a community, or a country. Our community offers many opportunities to learn more about the past.

Home Environment

Learn about home care; make small decorative items for the home; explore the world of home interior design. Become more involved with activities around the home; learn to handle home tasks and entertain guests; refinish wood furnishings and make other home items. Learn the principles, scale, balance, and proportion in home design; use the principles of design to arrange your home; create storage centers and restore furniture. Focus on the application of design fundamentals and learn about purchasing furnishings for the home.

Horse

This project is open to 4-H members who *own, lease, or manage* a horse or pony. Learn about proper equipment and riding skills; all a part of the 4-H Horse/Pony Project. (*Leasing and managerial-access or use of another's animal is considered the Horse Project, not Horseless Horse.*)

Horseless Horse

This project is open to 4-H members who *do not* own, lease, or manage a horse. (Leasing and Managerial is the ability to have full use of a horse or pony.) In this project you don't have to own a horse or pony. You need only a desire to learn about horses, explore horse behavior, terms, breeds, identification, body parts, selection, grooming, saddling, and bridling, safety and equipment, and much more.

Horse Model

Model Horses allows youth to collect and show their models. Like their live counterparts, model horses come in a variety of shapes, colors, and textures. Learn about the variety of breeds, tack, and manufacturers.

Horticulture

Learn from Ozaukee Master Gardener Volunteers to improve your well-being, protect natural resources, and help keep fresh fruits and vegetables on the table. Learn the basics of gardening including soil, pollination, efficient use of water in gardening, insects, composting, and more. Collaborate with others to plant a raised bed teaching garden.

International

Learn what it means to be a global citizen. Interact with people from other countries, learn about their culture and traditions, host an International Exchange visitor, or maybe even travel to another part of the world through the international 4-H program.

Jewelry Making

Learn the art of making all different pieces of jewelry, using different types of stones, beads and string.

Knitting

Find out what to consider when buying yarn and knitting equipment. Learn knitting and finishing techniques, along with correcting errors. Learn also how to care for your knitted items.

Leathercraft

Learn about the characteristics and uses of leather, along with the tools and equipment. Make patterns and original designs and explore various leathercraft techniques.

LEGO®

Use your imagination with LEGO® Building Blocks. Design and build just about anything—from buildings, to vehicles, to an action scene or something that floats.

Meat Goat, Pygmy Goat, Dairy Goat

Gain hands-on experience in the goat project; select, manage, fit and show goats; learn responsible goat ownership; learn to keep your goat healthy; feed your goat for maximum production; prepare for kidding; develop judging skills; learn how to milk a goat properly; learn about genetics; diseases and breeding; study body-condition scoring and linear appraisal; understand bio-security and prevention measures; gain leadership and explore career opportunities.

Model Rocketry

The model rocketry project is designed to help young people learn how to build and design rockets. Members will fulfill their dreams of sending a rocket into space, becoming an astronaut, or perhaps someday visiting other planets by becoming involved in the experiences of this project.

Music

Discover the theory and joy of making a variety of music.

Paper Art

Use paper of various weights as the primary artistic medium for the creation of one, two or three-dimensional objects. Paper and card stock lend themselves to a wide range of techniques and can be folded, curved, bent, cut, glued, molded, stitched, or layered.

Personal Finance

Discover the basics of managing money such as budgeting, saving vs. investing, credits scores, and loan basics.

Pets

Lions, tigers, and bears do not make good pets, but many other animals do. The 4-H pet project helps youth explore what kind of pet fits into a family's lifestyle and how to be an excellent caretaker of a pet.

Photography

This project will show you how to care for a camera, basic composition, and camera use. Advanced members will learn lighting techniques, creative use of camera controls and complex composition.

Pottery

4-H pottery focuses on making pottery items by hand, glazing (coloring) the items, and then the pottery will be baked in a kiln.

Poultry

The Poultry Project includes Poultry-less youth! What does this mean? Youth interested in learning about, showing, raising poultry but do not have the space or city ordinance prohibits keeping poultry, will be able to team with current 4-H Poultry families that have animals and space and “adopt” a critter for the year.

Quilting

Have fun in this project and learn all the techniques to designing and sewing your own quilt.

Rabbits

Learning activities include identifying rabbit breeds, how to handle and show a rabbit, learning rabbit genetics and breeding, housing and care, planning and making a rabbit nest box, showing rabbits, and exploring careers related to rabbits, and more.

Recycling

Learn about the impact of solid waste on the environment; learn to reduce, reuse and recycle. Participate in a recycling project at the county fair.

Remote Controlled (RC) Cars

Experience the excitement as you learn the techniques and race your own RC Car.

Reptiles

The 4-H reptiles project helps youth explore what kind of reptile fits into your family's lifestyle and how to be an excellent caretaker of your lizards, snakes, turtles, or tortoises.

Rifle

Learn to safely handle and shoot a .22 rifle. Rifles are available or you may bring your own. Participants must be 12 or older and have completed Hunters Safety. Note: *All leaders must be certified through the State 4-H Shooting Sports program.*

Robotics

Using the Mindstorm® Robotics platform, learn to build and program robots to accomplish challenging tasks. Robots and computers are furnished.

Rock Climbing

Rock climbing is an activity in which participants climb up, down or across natural rock formations or artificial rock walls using specialized climbing equipment. The goal is to reach the summit of a formation or the endpoint of a pre-defined route without falling. Youth will test their strength, endurance, agility and balance as well as mental control.

Scale Models

Learn how to assemble and create scale models of trains, trucks, cars, ships, motorcycles, submarines and tanks.

Science/Wisconsin Agriculture

Learn all about agriculture from A to Z. Topics like crops, soil science, animal and meat science, genetics and more! Field trips will be planned.

Scrapbooking

Have fun in this project as you create your own scrapbooks and cards. Learn how to use various tools and techniques such as layering, rubber stamping, embellishing, journaling, and more. Members will learn how to layout scrapbook pages in a variety of ways and use different mediums to capture memories to last a lifetime. Members can also explore some of the various techniques of embossing, punch art, chalking, quilling, iris folding, paper flower making and envelope making, just to name a few. This project is for all levels – beginner to advanced.

Self-Determined

A self-determined project gives you the freedom to create your own project or expand a traditional one. If you do not see a project listed in this guide, you may create your own.

Sheep

Learn how to select, feed, manage, breed, fit, show, evaluate, and market sheep.

Shotgun

This project is an introduction to firearms, safe handling, ammunition, sighting, and caring for your equipment. Participants must be 12 or older and have completed Hunters Safety. *Note: All leaders must be certified through State 4-H Shooting Sports program.*

Sign Language

In this project, youth learn the basics of American Sign Language (ASL), the fourth most commonly used language in the United States. Youth can learn how to “talk” with your hands and “listen” with your eyes using ASL. Explore the language, culture, and history of the Deaf community, as well as interact with them.

Small Engines

How does an engine work, and how do you repair it when it doesn’t work? Come and find out!

Snowmobiling

Learn about the regulations, use, and care of snowmobiles. Youth 12 and older must complete a snowmobile safety certification course to operate a snowmobile on Wisconsin public snowmobile trails and areas. The course can be taken in-person or online through the Wisconsin DNR.

Soap Making

Learn different soap making techniques and how to make your soap smell good!

Sports

Participating in a sport offers many benefits to your mind, body and spirit. Take participation in sports a bit further and research additional information such as the history of the sport, famous athletes, the variety of equipment available, etc.

Swine

Learn how to select a breed, feed, maintain weight, show, and care for your market hog.

Taste of the Trades

Learn how to handle tools, safety, basic construction, electrical and plumbing skills.

Theatre Arts

Learn the basics of stage performance, stage design and more. This project also provides opportunities for youth to develop communication skills, decision-making, and problem-solving as they develop skits or other performances. Youth may participate in performances with their 4-H Club or school.

Tie Dying

Fold, tie, stitch, or crumple fabric to preventing the dye from reaching some areas of the fabric while dyeing others. The creations are endless!

Tractors

Learn the basics of how to operate tractors safely.

Vegetables

In this project you will explore basic gardening practices, get to know your soil, plan, prepare, plant, and care for your garden. Explore harvesting and marketing methods. Study how to raise vegetables organically.

Veterinary Science

Visit various veterinarian's offices and learn about caring for both large and small animals.

Videography

Videography is the process of capturing moving images on electronic media (e.g., videotape, direct to disk recording, or solid state storage) and even streaming media. It includes methods of video production and post-production.

Welding

Explore several techniques and methods for joining metal together by welding. Learn and practice safety guidelines, learn skills and techniques and create or repair metal items, even tour a welding shop.

Wildlife

Learn about wildlife habitat and identification through the Wildlife Habitat Education Program.

Wood Burning

Wood burning, also called pyrography, is the process of drawing a picture on a piece of wood with a hot brass tip. Learn about the basic tools, types of wood, techniques, and wood burning safety while creating your project.

Woodworking

Learn how to trace patterns, measure, mark, cut, nail, glue, sand, and finish while making projects from wood. Use power tools, identify wood types and make great projects to use around the house.

Workforce Readiness

Explore what it takes to get your first job; discover how to assess job possibilities in the community; create job scenarios; recognize your learning styles and personal qualities. Write a resume, complete a job application, and perfect interviewing skills.

4-H Countywide Activities and Events

Each club has special activities throughout the year. There are also countywide activities and events that 4-H members may participate in. Below is a partial listing of county-wide events. Many other project-related activities and events are held annually. All events are listed in the 4-H Newsletter—*The Harbinger*.

4-H Camp

The annual 4-H summer camp is a four-day adventure! 4-H camp challenges members to try new activities, create craft items, swim, explore nature, and have fun at campfires. Different experiences are offered for those in grades 3-6 and grades 7–9 to meet new challenges and develop outdoor skills. Youth in grade 9-13 can apply to be camp staff members.

Clothing Revue

Participants in the clothing project may select to model garments they have constructed at the style show held during the Ozaukee County Fair. Garments are evaluated on suitability of garment to individual, general appearance, construction in relation to general appearance, and wearability.

Communications Festival

Each winter 4-H members have the opportunity to participate in the Communications Festival. Members can demonstrate their artistic creativity by presenting a demonstration or illustrated talk, an expressive reading, an original speech, creative writing, poster, or a power point presentation. All 4-H Members, including Cloverbuds, are encouraged to participate. Awards will be presented.

Community Service

Each year 4-H members participate in community service events with their clubs or counties. 4-H members contribute thousands of hours each year to their communities. It's part of the 4-H Pledge to provide our hands to greater service to our clubs, our communities, our country, and our world.

Dance

Each year, the 4-H Leaders Association, sponsors a 4-H dance as an evening of fun and fundraising. Proceeds from refreshments sold at the dance are used to sponsor older youth attending 4-H opportunities such as Space Camp, Citizen Washington Focus (CWF), and American Spirit.

Mr. and Miss Ozaukee 4-H Contest

Each year, outstanding 4-H members can self-nominate to participate in the Mr/Miss Ozaukee 4-H contest at the County Fair. Throughout the year, these representatives help with promotional activities, act as emcees at the Variety Show, help present awards at the 4-H Youth Leaders Recognition Banquet, and assist with various 4-H events and activities.

National 4-H Week

The first full week in October is set aside each year to recognize and promote 4-H across the country. Projects will be displayed at county libraries to promote 4-H in their community.

Pinewood Derby/Pinewood Derby Build Day

The 4-H Ambassadors sponsor a community Pinewood Derby race to give youth an opportunity to craft and race a car in the competition. Pinewood Derby encourages youth to apply science and engineering principles while creating an award-winning car.

The Haunt

A haunted house event at the Ozaukee County Fairgrounds for the public to attend. Sponsored by the Ozaukee County 4-H Leaders Association, 4-H youth and adult volunteers design and operate the haunted house, meet new friends, and have a hauntingly good time.

Variety Show

The 4-H Variety Show is held each Spring and is open to all 4-H families and club members to share their creative talents. Entry areas include drama, novelty acts, vocal, instrumental, or dance performances. The show is planned and conducted by a countywide committee, which also holds auditions to select Variety Show participants. As part of the event, the 4-H International Committee conducts a raffle as its major fundraiser to sponsor participants in international travel programs.

Visual Arts Festival

The tri-county 4-H Visual Arts Festival is planned by a youth committee with representation from Fond du Lac, Ozaukee, and Washington counties. The committee meets September through April. The visual arts festival is held in April.

Volleyball Tournament

Each year 4-H clubs compete in a one-day countywide volleyball tournament. There is a senior and junior division. This is a 2-game double elimination format. The Older Youth raise money by selling food throughout the tournament.



Extension
UNIVERSITY OF WISCONSIN-MADISON

Volunteering: How Can You Help?

Becoming a 4-H Volunteer

To ensure volunteers in the 4-H program are prepared and to protect the safety and best interests of 4-H members, all 4-H volunteers who are 18 years of age and older who are no longer members go through a process which includes:

- Participate in training to help you serve in your role. This training is called Volunteers in Preparation,
- Have a background check.
- Agree to conduct yourself in a way that positively represents 4-H.
- Learn how to keep our youth safe by taking a Mandated Reporter Training.
- There may be additional trainings to volunteer in some of these roles, for example a WI 4-H Shooting Sports Leader.

To get started on your volunteer journey, contact your local 4-H educator, Tania Spofford, 262-284-8293/ tania.spofford@wisc.edu

Volunteers are a huge part of the success of 4-H and help make 4-H possible. 4-H volunteers can serve as club leaders, project leaders, chaperones, and other roles. While the experience level of volunteers varies, our volunteers have one thing in common: wanting to make a positive difference in the lives of young people. In addition to making a positive impact with youth, 4-H volunteers gain important life skills of their own and also impact the communities in which they volunteer.

Wisconsin 4-H Volunteer Roles

There are many ways to volunteer in 4-H. All volunteers work with youth and adult volunteers to offer a positive youth development experience for youth.

Wisconsin's 4-H program has six main roles for volunteers.

- Activity/Event Volunteers lead or organize a 4-H activity or event.
- Adult Advisor/Chaperones work with 4-H educators to chaperone a 4-H educational experience.
- Club Enrollment Coordinator leads and supports enrollment in a club or group.
- Club Leader provides leadership for a club or group organization.
- Committee Volunteers help lead or participate as a member of a committee.
- Project Leaders provide leadership and organization to a group learning about a specific topic.

Volunteers In Preparation Training/Orientation

All adult volunteers must attend the leader training and undergo a background check before they are permitted to work with youth. Background checks are conducted every four years on all enrolled volunteers. For more information including dates and times, contact the Extension Office at 262-284-8288.

Can I help without volunteering?

Not everyone feels ready to become a 4-H volunteer. Check in with your club leader or local 4-H educator to find out other ways you can still make an impact on the program without serving 4-H in an official capacity. This might mean providing no-contact support in a warm welcoming way such as bringing a healthy snack, set up and clean up, etc.

Any help you give makes the experience more positive for everyone. Together we learn, lead, and grow.

4-H State, National, and International Opportunities

As a 4-H member, you have many opportunities to find your “spark” through experiences at not only the club and county level but also at the state, national, and international levels. A “spark” is something that inspires curiosity, feels exciting, and you’d like to learn more about.

Are you ready to take the next step in 4-H and learn more about these opportunities? Please reference the [2023-2024 WI 4-H Program & Educational Experiences booklet](#) for this information.



Information about statewide teams, national trips, exploring the world through international travel, and more all can be found in one place:

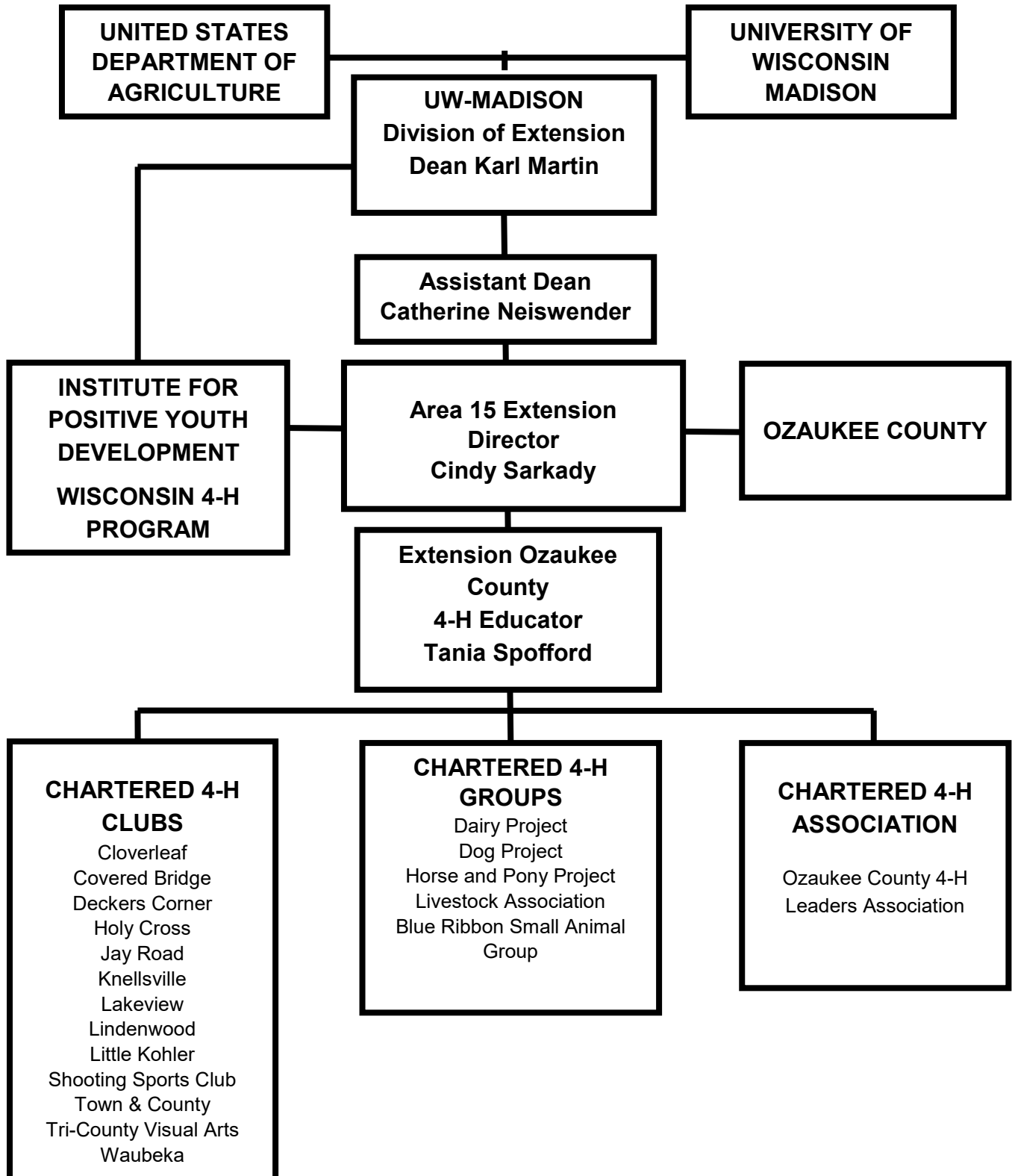
<https://4h.extension.wisc.edu/opportunities/statewide-events-and-opportunities/>

Funding Support & Scholarships

- The Ozaukee County 4-H Leaders Association and Ozaukee County 4-H Foundation provide annual funding support for youth participating in National and International Educational Travel Experiences. Typically, youth delegates pay between 25-50% percent of the actual cost of traveling as a delegate of Ozaukee County 4-H program.
- The Ozaukee County 4-H Foundation also awards higher education scholarships annually to Ozaukee County 4-H members.
- Statewide Scholarships: Need-based Statewide Scholarships are available for State Educational Experiences, which are made possible through donations to the Wisconsin 4-H Foundation. You can find more information and [apply for a scholarship here](#).







4-H Organizational Chart





The Wisconsin 4-H MOVEMENT

I pledge my  head to clearer thinking, my  heart to greater loyalty, my  hands to larger service, and my  health to better living, for my club, my community, my country and my world.

In Wisconsin 4-H we value:

Being Yourself



Find and share your authentic sparks and interests;

Belonging Together



Recognize, understand, respect, and appreciate each other;

Building Connections



Grow positive relationships with peers and adults;

Discover Skills.



Develop skills through hands-on learning to help you succeed and thrive;

Exploring New Opportunities



Open the door to new experiences, projects and places;

Giving Back to Your Community



Make meaningful contributions through community service and leadership.

BELONGING

MASTERY

INDEPENDENCE

GENEROSITY

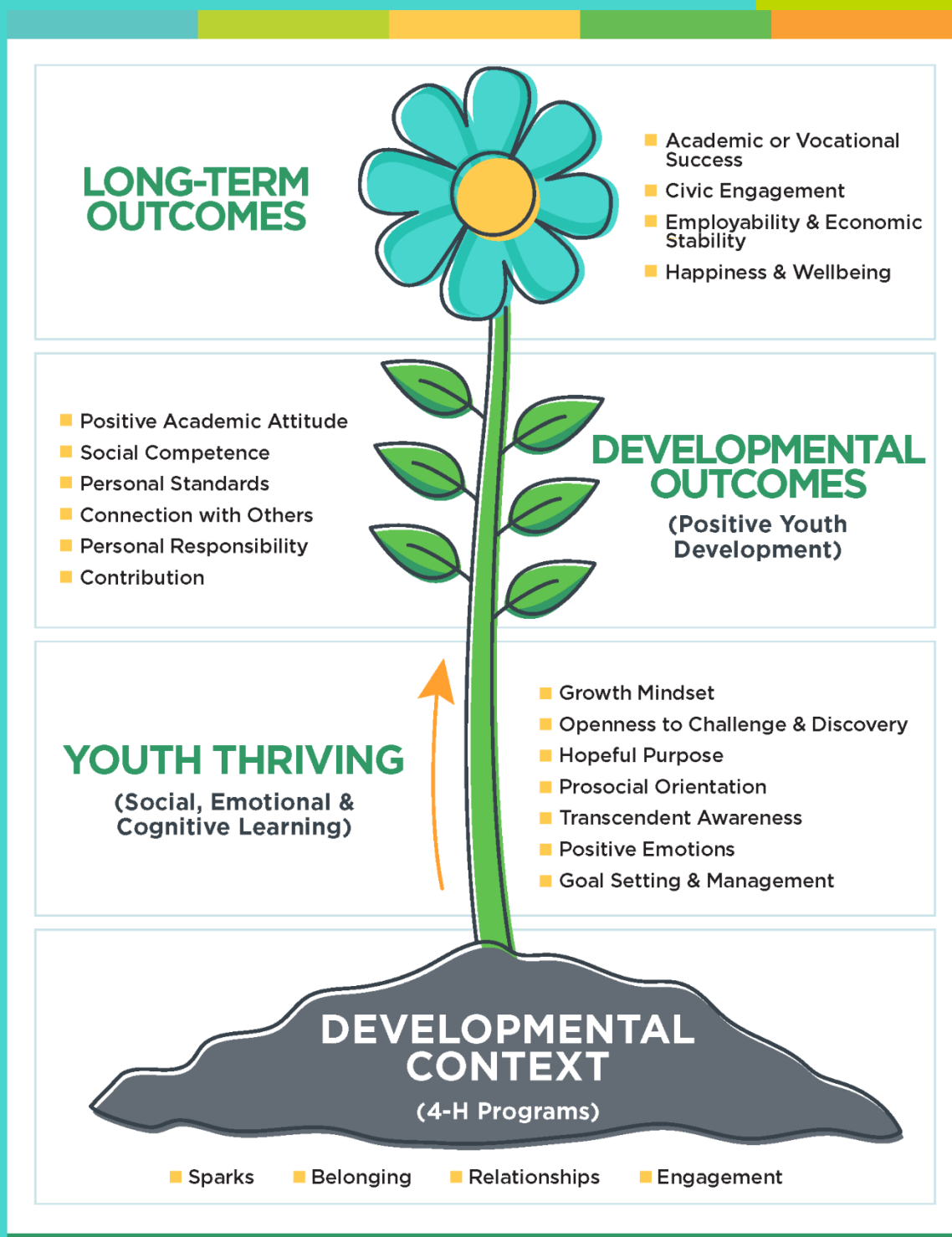
To Make The Best Better.



UW-MADISON EXTENSION



4-H Thriving Model



What are Sparks?



Everybody has a:

- **Skill or talent** (Music, art, sports, etc.)
- **Interest** (Vintage films, cars, fishing)
- **Special Quality** (Empathy, intelligence, spirituality)
- **Passionate Commitment** (Social justice, environmental advocacy, pet adoption)

We call these things **Sparks**.

Sparks are self-discovered and self-identified. They come from deep within and provide energy, joy, purpose, and direction in one's life.



Youth sparks are an essential ingredient of thriving. Having a spark or sparks gives a young person a sense of direction and encourages goal setting. Sparks are different from mere leisure activity in that:

- Sparks create actions that not only contribute to the benefit of the young person, but also society at large.
- Sparks provide the intrinsic fuel for a young person's growth in knowledge and skill.
- Sparks enhance a young person's networks as he or she encounters others with similar sparks, particularly adults with expertise who can facilitate learning and opportunities for engagement.

Every young person has the potential to have a spark!

In 4-H, youth are empowered to develop their sparks and to use them to make the world a better place. 4-H is based on a positive youth development (PYD) approach that recognizes all youth have interests, abilities, and strengths that can be enhanced by participation in 4-H programs.